BEAM CLAMP JG

Easy and simple mounting
Special Clamp Jaw design applies loads away from flange edge
Fits wide range of beams and flange widths, low headroom design
Widely option for flange width

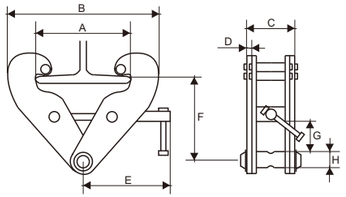



Model	Capacity kg	Flange Width mm	A Max. mm	B Min. mm	B Max. mm	C mm	D mm	E mm	F Min. mm	F Max. mm	G mm	H mm	Weight kg
JG-1	1000	75-230	278	180	370	62	5	230	100	160	30	25	4
JG-2	2000	75-230	278	180	370	67	6	230	100	160	35	28	4.4
JG-3	3000	80-320	356	230	480	100	8	260	125	210	45	32	8.6
JG-5	5000	80-320	356	230	480	110	10	260	125	210	50	38	10.7
JG-10	10000	80-320	356	255	490	115	12	270	170	240	65	43	14.5

BEAM CLAMP JBC

Easy and simple mounting
Special Clamp Jaw design applies loads away from flange edge
Fits wide range of beams and flange widths, low headroom design
Widely option for flange width

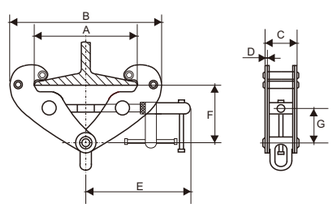



Model	Capacity kg	Flange Width mm	A Max. mm	B Min. mm	B Max. mm	C mm	D mm	E mm	F Min. mm	F Max. mm	G mm	Weight kg
JBC-1A	1000	75-245	270	183	375	66	4	210	102	165	25	3.5
JBC-2A	2000	75-245	270	183	375	74	6	210	102	165	25	4.5
JBC-3A	3000	70-355	365	240	520	103	8	258	135	225	45	9.5
JBC-5A	5000	70-355	365	240	520	111	10	258	135	225	45	11
JBC-10A	10000	80-350	365	250	520	120	12	280	160	230	50	16

BEAM CLAMP HEAVY DUTY

Special Clamp Jaw design applies loads away from flange edge
Three supporting shaft provides stronger clamping force
Safety factor 5:1

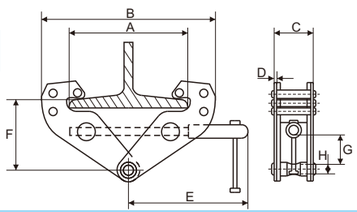



Model	Capacity kg	Flange Width mm	A Max. mm	B Min. mm	B Max. mm	C mm	D mm	E mm	F Min. mm	F Max. mm	G mm	Weight kg
HD-1A	1000	75-30	278	182	380	64	4	217	90	150	26	4.5
HD-2A	2000	75-230	278	182	380	76	6	217	90	150	25	5
HD-3A	3000	80-320	356	220	500	100	8	277	145	220	48	9.5
HD-5A	5000	90-320	356	220	500	112	10	277	145	220	45	11.3
HD-10A	10000	90-320	356	250	520	120	12	285	160	230	52	15.9

PLAIN TROLLEY GCT610



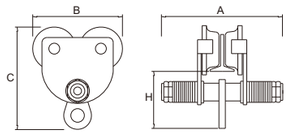

Capacity t	Flange Width mm	Min. turning radius m	Weight kg	A mm	B mm	C mm	H mm
0.5	68-94	0.9	4.3	178	176	175	135
1.0	68-100	1.0	7.5	194	203	230	145
2.0	94-124	1.1	11.5	232	228	260	165
3.0	116-140	1.3	18	261	296	308	190
5.0	140-180	1.4	30.6	333	310	350	220
10	125-180	1.7	43	346	398	445	260
20	136-203	5.0	200	420	529	575	315

GEARED TROLLEY GCL610



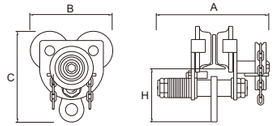

Capacity t	Flange Width mm	Min. turning radius m	Weight kg	A mm	B mm	C mm	H mm
0.5	68-94	0.9	8.3	230	176	175	135
1.0	68-100	1.0	11.5	240	203	230	145
2.0	94-124	1.1	15	275	228	260	165
3.0	116-140	1.3	22	310	296	308	190
5.0	140-180	1.4	35	370	310	350	220
10	125-180	1.7	49.5	384	398	445	260
20	136-203	5.0	205	450	529	575	315

PLAIN TROLLEY GCT619



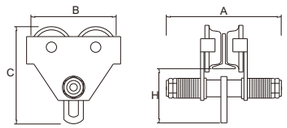

Capacity t	Flange Width mm	Min. turning radius m	Weight kg	A mm	B mm	C mm	H mm
0.5	68-126	0.9	6	208	212	190	108
1.0	80-146	1.0	9.5	246	239	214	120
2.0	80-168	1.1	14.6	280	270	248	145
3.0	88-168	1.3	24	300	319	323	200
5.0	100-170	1.4	36	316	346	357	210
10	122-203	1.7	83	343	475	400	230
20	136-203	5.0	235	475	642	622	315

PLAIN TROLLEY GCL619



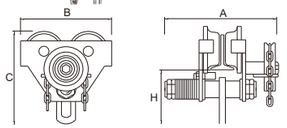

Capacity t	Flange Width mm	Min. turning radius m	Weight kg	A mm	B mm	C mm	H mm
0.5	68-126	0.9	10	280	212	190	108
1.0	80-146	1.0	13.5	280	239	214	120
2.0	80-168	1.1	19	310	270	248	145
3.0	88-168	1.3	29	365	319	323	200
5.0	100-170	1.4	40	400	346	357	210
10	122-203	1.7	90	400	475	400	230
20	136-203	5.0	215	475	798	675	300